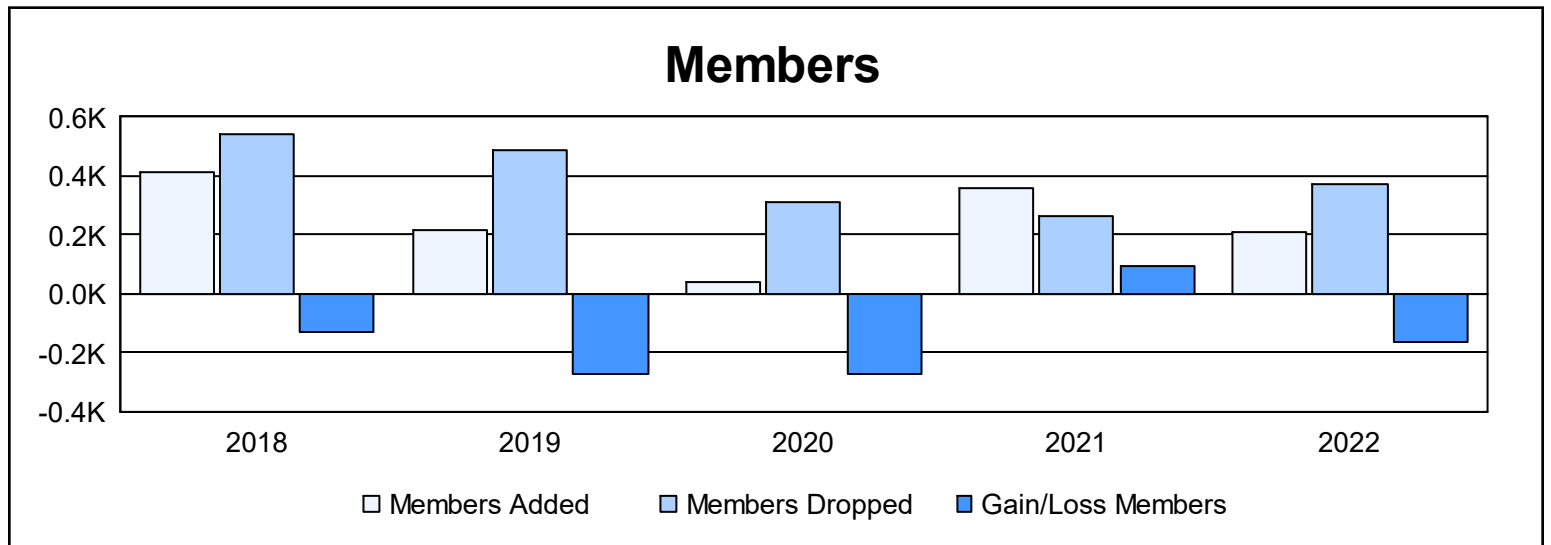
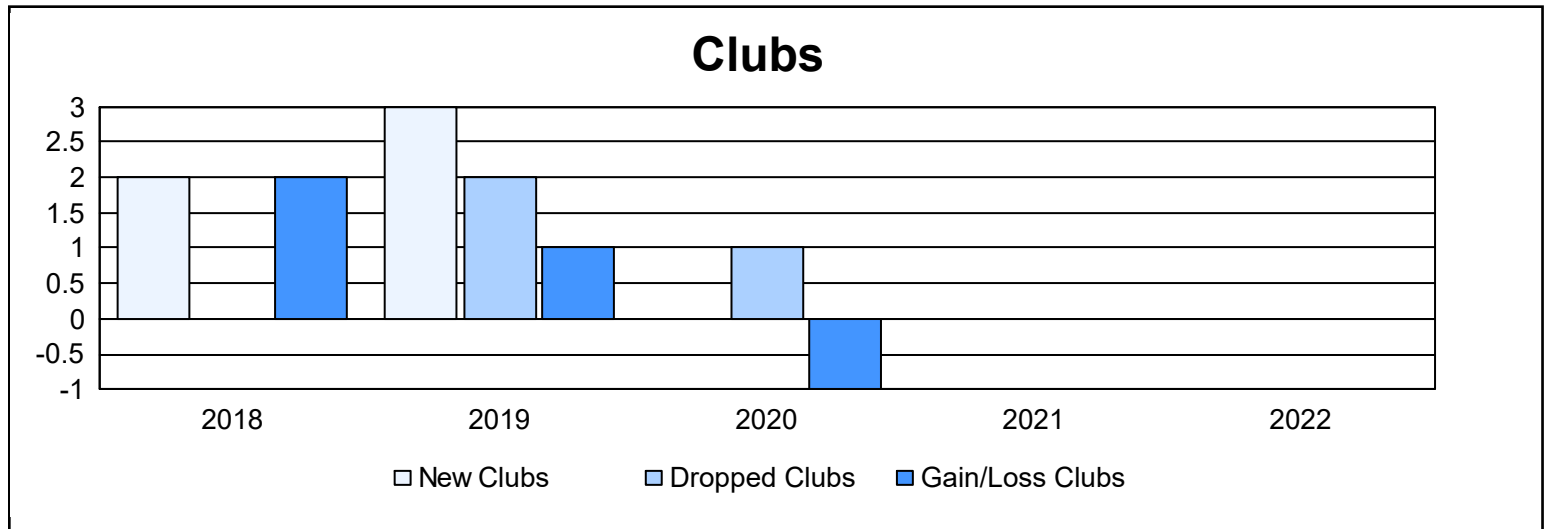
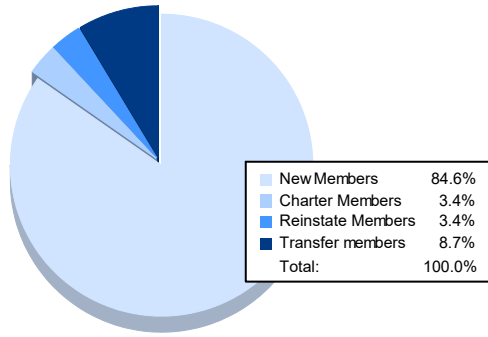


Year	New Clubs	Dropped Clubs	Gain/ Loss Clubs	New Members	Charter Members	Reinstate Members	Transfer Members	Total Member Added	Total Members Dropped	Gain/ Loss Members
2017-2018	2	0	2	264	124	12	15	415	542	-127
2018-2019	3	2	1	81	108	7	21	217	489	-272
2019-2020	0	1	-1	0	17	2	19	38	312	-274
2020-2021	0	0	0	293	19	14	33	359	265	94
2021-2022	0	0	0	176	7	7	18	208	373	-165
<b>Average</b>	<b>1</b>	<b>1</b>	<b>0</b>	<b>163</b>	<b>55</b>	<b>8</b>	<b>21</b>	<b>247</b>	<b>396</b>	<b>-149</b>



### Membership Composition June 2022 Cumulative



### Gender Composition June 2022 Cumulative

